

# OneInMath

## Sub 6-9 to 6-9 - facts instructions (Pages 40 to 40)

Tutor: \_\_\_\_\_

Student: \_\_\_\_\_

Date: \_\_\_\_/\_\_\_\_/2024

### What To Do Next

When student completes this packet:

- Check packet for accuracy.
- Ask oral questions and determine next assignment.

Assign packet (check one): \_\_\_\_ Classwork \_\_\_\_ Homework

- Finish this packet.
- Repeat this packet: [Sub 6-9 to 6-9 - facts instructions](#)
- Assign next packet: [Sub 6-9 to 6-9 - facts 6](#)
- Assign another packet: \_\_\_\_\_

### Instructions For This Packet

No instructions. Use common sense :)

### Video Links

No video recommendations.







### Tutor Notes







---







---

## Subtraction Facts

4 - 1 = 3, then 4 - 3 = 1

 <b>4</b>	-	 <b>1</b>	=	 <b>3</b>
 <b>4</b>	-	 <b>3</b>	=	 <b>1</b>

 <b>6</b>	-	 <b>2</b>	=	 <b>4</b>
 <b>6</b>	-	 <b>4</b>	=	 _____

 <b>5</b>	-	 <b>2</b>	=	 <b>3</b>
 <b>5</b>	-	 <b>3</b>	=	 _____